


L.S.M. Models

Exclusive

Rail Expo 2019


CC 6500



10 321 / 10 821 / 10 321 S / 10 821 S

CC 6503 gris métallisé, livrée Arzens, logo Beffara


Dépôt : Lyon-Mouche, 160 km/h Ep.IV



10 324 / 10 824 / 10 324 S / 10 824 S

CC 6517 gris béton, livrée Arzens, logo Beffara

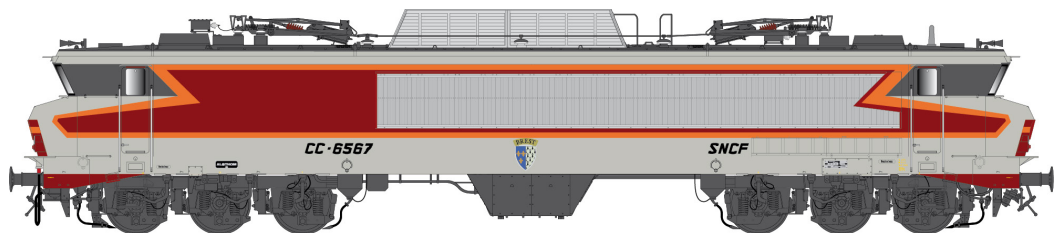
Dépôt: Paris S O, blason Arcachon 200 km/h Ep.IV



10 325 / 10 825 / 10 325 S / 10 825 S

CC 6541 3^{ème} Rail, Livrée Maurienne, Phares d'origines, tampons sagem

Dépôt Lyon Mouche Ep.IV




10 328 / 10 828 / 10 328 S / 10 828 S

CC 6567 gris béton, livrée Azens, logo Beffara

Dépôt Vénissieux, blason Brest 160Km/h. Ep.IV-V

BB15000




Nouvelle référence

10 488 / 10 988 / 10 488 S / 10 988 S
BB10004, Gris Argent / Bleu TEN/Chamois 432
grande cabine, 160 Km/h.
Dépôt: Strasbourg Ep.IV

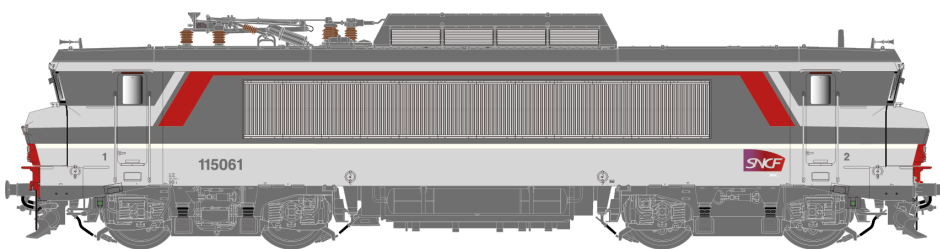
Nouvelle référence

10 489 / 10 989 / 10 489 S / 10 989 S
BB15022, Livrée « Arzens », gris béton,
160 Km/h, sigle Carmillon,
blason Pantin. Dépôt d'Achères. Ep VI



Nouvelle référence

10 490 / 10 990 / 10 490 S / 10 990 S
BB15061, Réver, livrée Corail +, grande cabine
sigle carmillon, 160Km/h
Dépôt d'Achères. Ep VI



Nouvelle référence

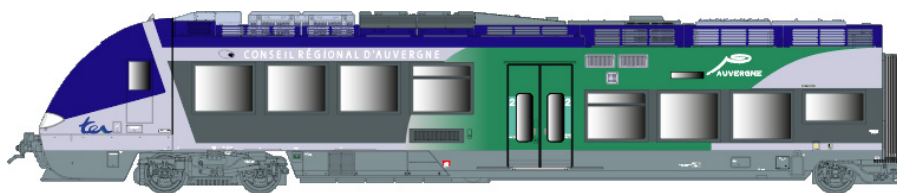
10 491 / 10 991 / 10 491 S / 10 991 S
BB 15065 Livrée « En Voyage », grande cabine
sigle casquette, blason de Vaires sur Marne
Dépôt de Strasbourg. Ep V



AGC



10 072 / 10 572 / 10 072 S / 10 572 S (X 76603/76604) AGC 3 caisses, livrée 100ème rame AGC TER Picardie.




10 073 / 10 573 / 10 073 S / 10 573 S (X 76657/76658) AGC 3 caisses, livrée



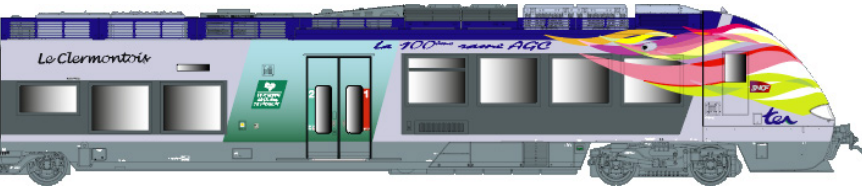
10 085 / 10 585 / 10 085 S / 10 585 S (B81615/81616) AGC 4 caisses, livrée TER Paca. Ep.V-VI




10 094 / 10 594 / 10 094 S / 10 594 S (Z 27779/27780) AGC 4 caisses, livrée TER Pays de la Loire. Ep.V-VI



10 374 / 10 874 / 10 374 S / 10 874 S (Z 27591/27592) AGC 4 caisses, livrée TER neutre. Ep.V-VI

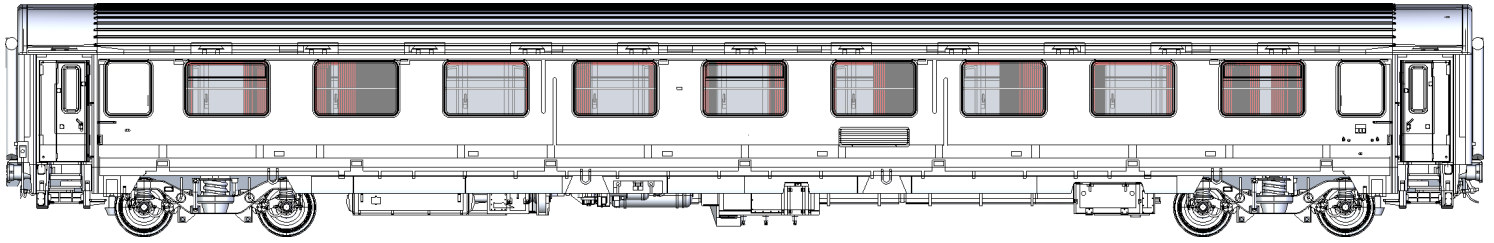


le TER Auvergne EpVI

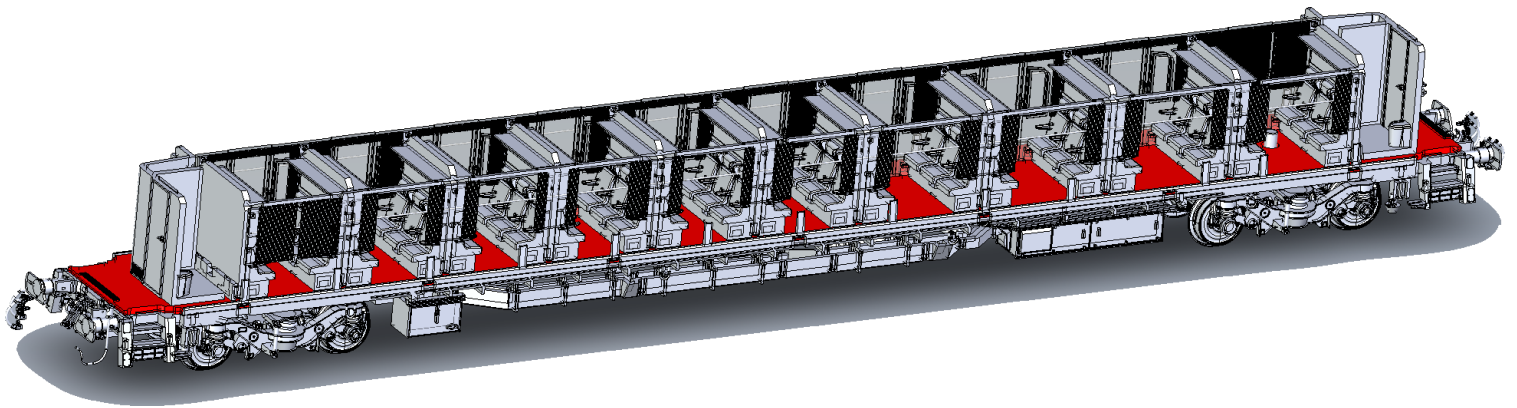


Vu

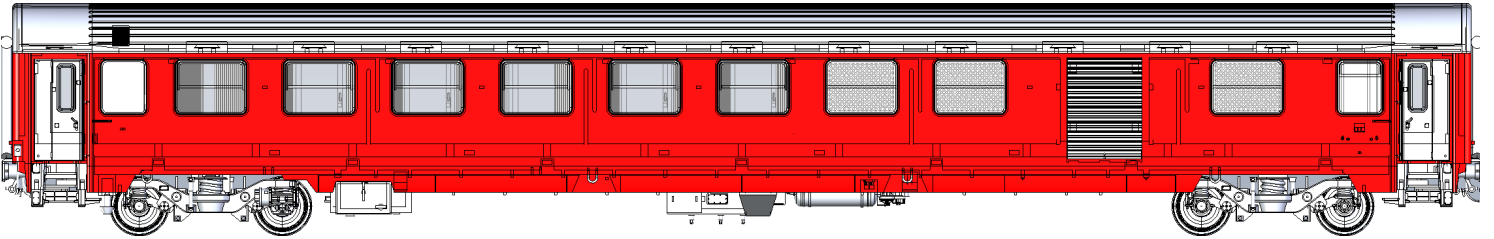
A9u




A486u




B6Dd2




B11u




Vu




41 300 Vu A9u Ep IV-V
Nouvelle référence




41 301 Vu A4B6u Ep IV-V
Nouvelle référence



41 302 Vu B6Dd2 Ep IV-V
Nouvelle référence

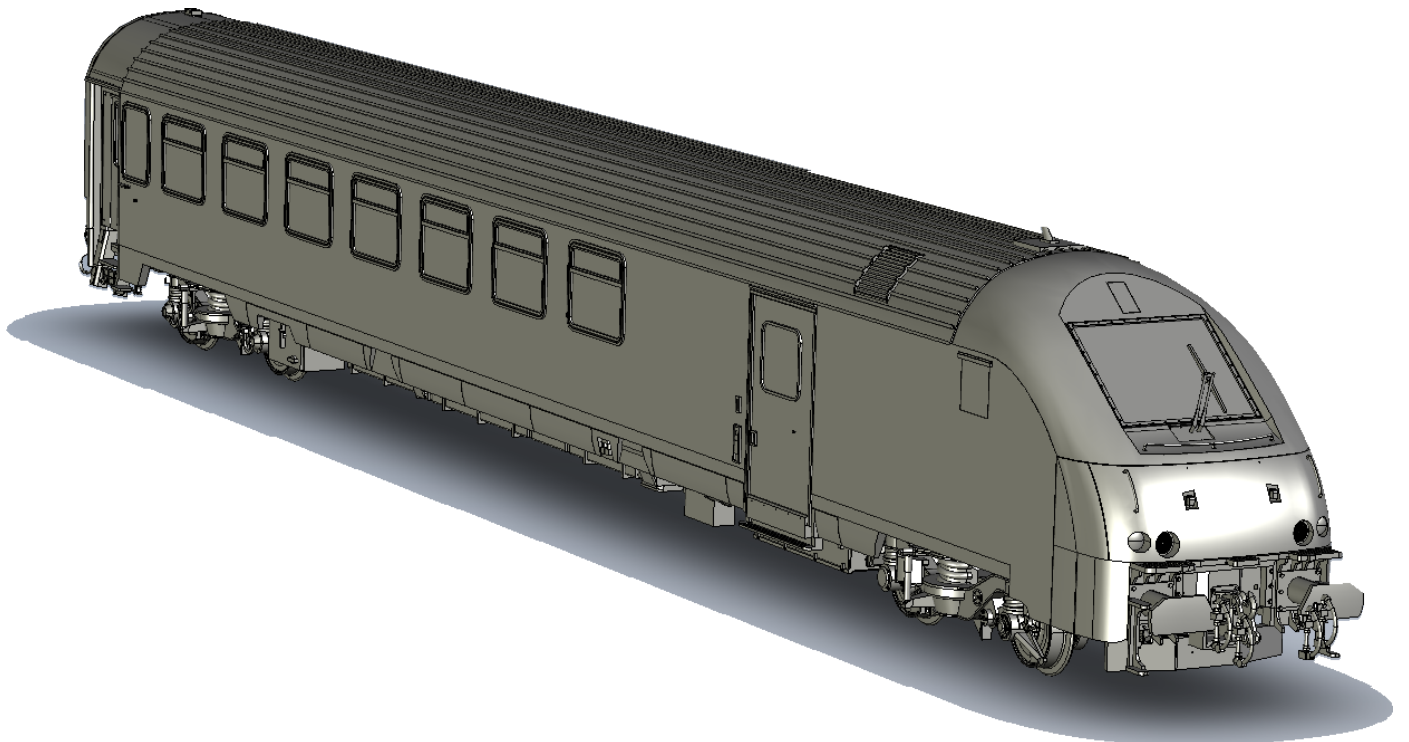





41 303 Vu B11u Ep IV-V
Nouvelle référence




41 304 Vu B6Du Ep IV-V
Nouvelle référence


Vu (B6Dux - B5uxh)



Vtu



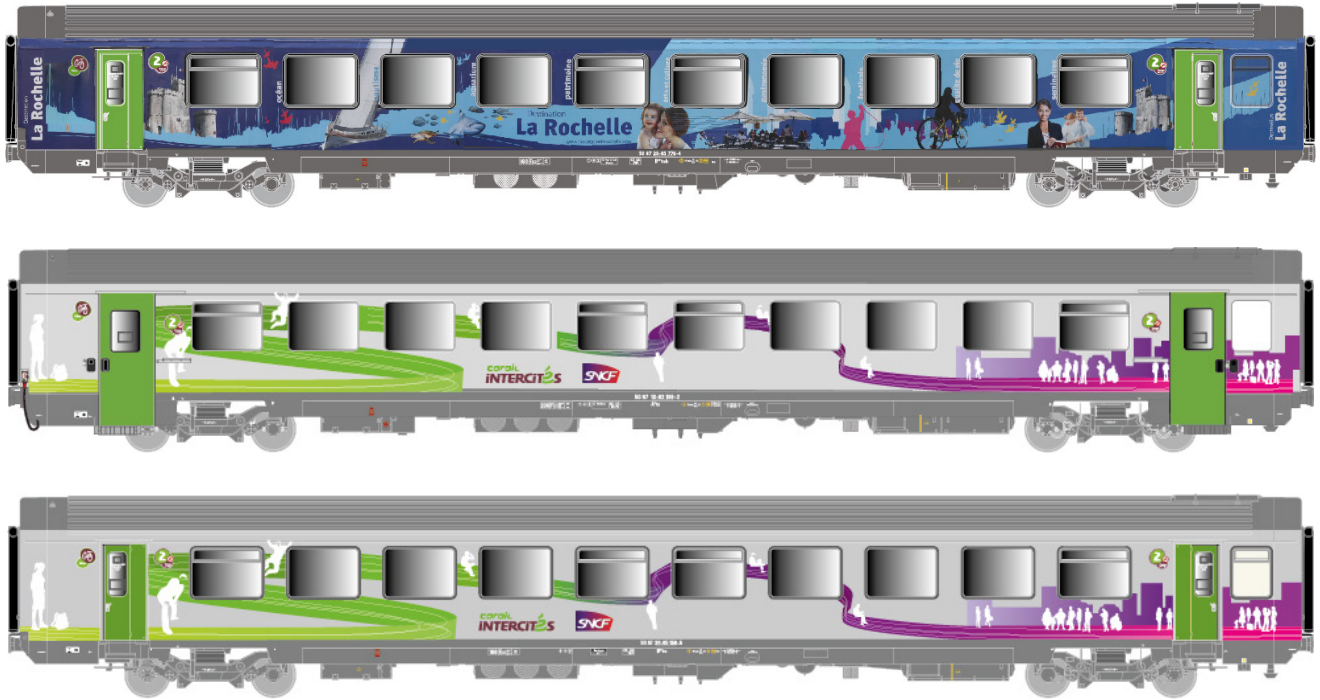
Set 40 282 VTU, A10tu + B11tu + B11tu, livrée Alsace, sigle carmillon. Ep VI



Set 40 144 VTU, A10tu + B10tu + B11tu, livrée carmillon. Ep VI

Nouvelle référence

Vtu



Set 41 201 VTU, B10 ½ tuh « La Rochelle » + B10tu PLC + B11tu, livrée Intercités. Ep VI

Nouvelle référence



Set 41 202 VTU, A5B5tu + B10tux + B10tux, livrée TER Rhône-Alpes. Ep V-VI

Nouvelle référence

Vtu



Set 41 203 VTU, A5B5tu + B11tu + B11tu, livrée TER Paca. Ep V-VI

Nouvelle référence

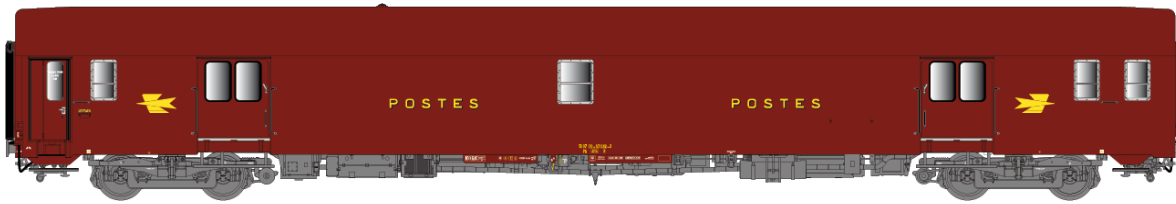
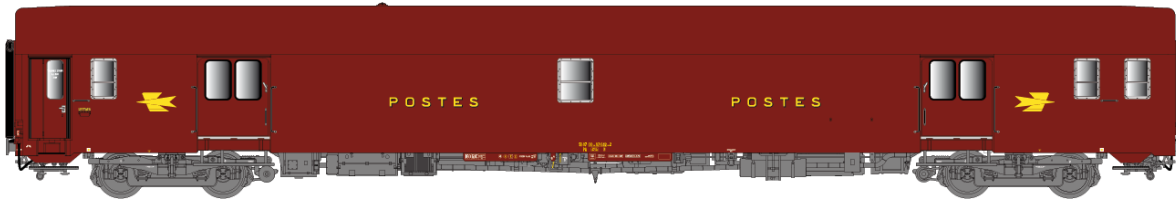


Set 41 204 VTU, A8tu + B91/2tux + B91/2tux, livrée Interloire d'origine. Ep V

Nouvelle référence




Voitures postales UIC & OCCEM

Composition des références modifiées



Set 40 421 PA UIC + PA UIC + Paz OCCEM

caisse et toit bordeaux bogies Y24x, intercirkulation UIC + OCCEM modernisé Ep.IV






Set 40 422 PA UIC + PA UIC + Paz OCCEM

caisse et toit bordeaux, bogies Y24x, intercirkulation UIC Ep.IV

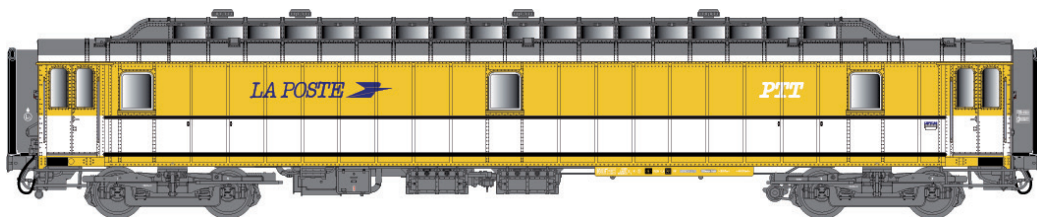


Voitures postales UIC & DCEM

Composition des références modifiées



Set 40 423 PA UIC + PA UIC + Pez DCEM

caisse jaune/blanc, toit gris, bogies Y24x, intercirculation UIC Ep.IV



Set 40 424 PA UIC + PA UIC + Paz DCEM

caisse jaune/blanc, toit gris, bogies Y24x, intercirculation UIC Ep.IV

Voitures postales UIC & DCEM

Composition des références modifiées



Set 40 425 PA UIC + PA UIC + Pez DCEM
caisse jaune/blanc, toit gris, bogies Y24x, intercirculation UIC Ep.V

DEV Inox




40 128 A8j, bogies Y24Z, marquage SNCF UIC logo encadré Ep.IVa



Set 40 129 A8j + A8j bogies Y24Z + Vr gril-Express, marquage SNCF UIC logo encadré Ep.IVa

Set MW 1909 *Nouvelle référence*

(Set Croisière sigle casquette Ep.V)



A10Rtu



A10Rtu




A10Rtu



A10Rtu



Sru Disco




Sru Club

Set MW 1908 (EC 96 Iris 1986-1988)

Nouvelle référence

*Chur-Zürich HB-Basel-Strasbourg-Metz-Luxembourg
Bruxelles-Midi*



UIC Z1 Bpm




A9



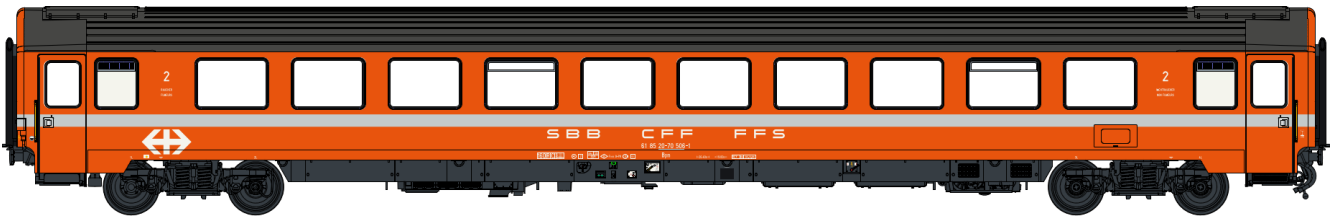
Wr Bréda



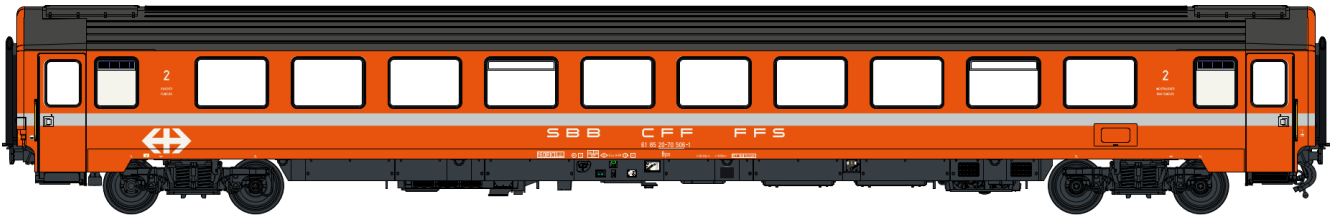
A9



UIC Z1 Bpm




UIC Z1 Bpm



UIC Z1 Bpm

Set MW 1002 (Mistral)

EPOQUE 3B (COMPOSITION ANNÉES 50)



Tranche Paris-Nice


Dd2 métallisé Sud-Est




Pullman 1ère classe WSP Côte d'Azur




WR 56pl



B9 DCEM rivets apparents




A8 DCEM rivets apparents



B9 DCEM rivets apparents

Set MW 1003 (Sud-Express)

EPOQUE 2B (COMPOSITION ETÉ 1936 À ETÉ 1939)



Fourgon métallique 4 portes



Pullman 1ère classe WSP Côte d'Azur




Pullman 1ère classe WSPc Côte d'Azur




Pullman 2ème classe WSP Flèche d'or

Voitures OCEM du PLM

EPOQUE 2B



MW 40 917
A8 rivets apparents



MW 40 926
B9 rivets apparents




Set MW 40 925 A8 + B9 + B9 rivets apparents.

Voitures OCEM de l'ETAT


EPOQUE 2B

MW 40 928
voiture de 2ème
B9 rivets apparents



Voitures OCEM SNCF

EPOQUE 3B (1950)




MW 40 930
voiture de 2ème
B9 rivets apparents



Set MW 40 929 A8 parois lisses + B9 rivets apparents + B9 rivets apparents.

EPOQUE 4A (1UIC)




MW 40 934
voiture de 2ème
B9 rivets apparents



Set MW 40 933 A8 parois lisses + B9 rivets apparents + B9 rivets apparents.

Voitures PLM Express 3 essieux

EPOQUE 2B (PLM)




MW 31 900 3ème classe, C7t



Set MW 31 901 3ème classe C7tf + C7t + C7t

EPOQUE 2B (SNCF 1950)



MW 31 902 3ème classe, C7t



Set MW 31 903 3ème classe C7tf + C7t + C7t

Voitures d'omnibus métallisées Sud-Est ex Express

EPOQUE 2B (SNCF 1950)



MW 31 904 3ème classe, C6t



Set MW 31 905 3ème classe C6t + C6t + C6t

EPOQUE 3C (1956)




MW 31 906 2ème classe, B6t



Set MW 31 907 2ème classe B6f + B6t + B6t

EPOQUE 4A (UIC)



MW 31 908 2ème classe, B6



Set MW 31 909 2ème classe B6 + B6 + B6